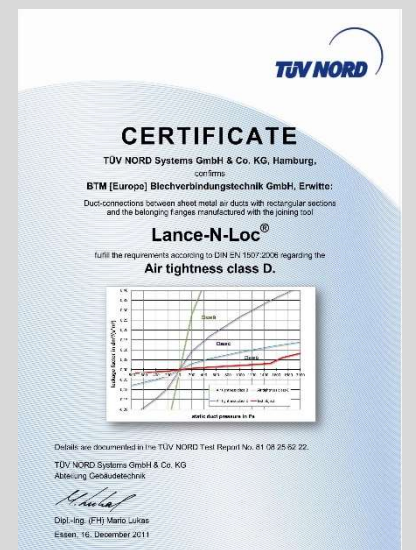




Features & Specifications



- Full pneumatic – one air connection
- 35 kN pressure force
- Capable for Tog-L-Loc[®] round, Lance-N-Loc[™] rectangular and Oval-Loc[™] oval joint clinch tooling
- Two trigger – one hand operation:
 1. Closing and opening the upper jaw
 2. Power cycle to clinch
- Large opening width especially suitable for clinching HVAC products
- Safe repeatable power stroke
- Built in pivot mechanism - turnable to 360°
- Easy handling
- Weight – 6,5 kg / 14 pounds
- Optimal weight design



HHP – H2

Hand Held Clinching Unit

Tool holder exchangeable



Clinching Unit HHP – H2
Fast-Clever-Ergonomic

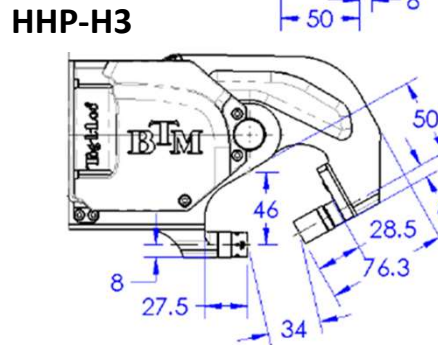
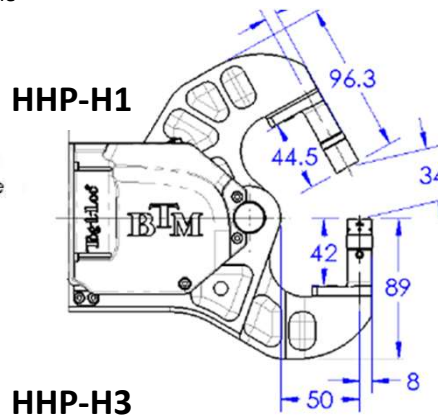
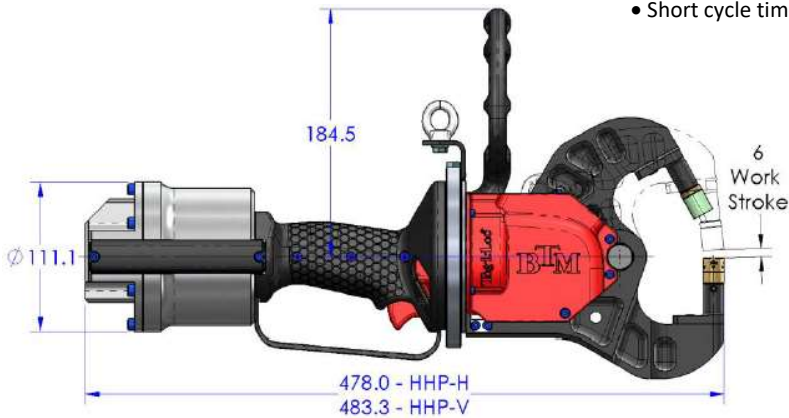
BTM HHP Clinch Units

Advantages:

- Operates from a single shop air line
- Grips contours for operator comfort
- Available Titanium jaws for light weight with strength
- Available units with end balanced, horizontally or vertically oriented handle/trigger
- Simple tool adjustment

Features:

- Horizontal or Vertical tooling orientation units
- Integral ball bearing gyro ring (360°) for improved agility
- $\varnothing 3,0$; $\varnothing 3,8$; $\varnothing 4,6$ mm Tog-L-Loc® round tool system insertable
- 3,0; 3,8 mm Lance-N-Loc® rectangular tool system insertable
- Tooling is reversible between jaws
- Different stripper systems available
- Short cycle time



HHP-H1



HHP-H2



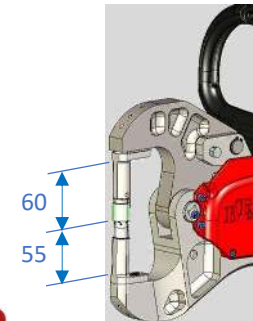
HHP-H3



HHP-V2

Spezifikationen

| | |
|---------------------------------------|------------|
| Weight (unit only): | 6,4 kg |
| Rated operating pressure: | max. 6 bar |
| Force output at 6 bar: | 35 kN |
| Max. material thickness (mild steel): | 3,5 mm |
| Max. jaw open: | 34 mm |
| Stroke at jaw work position: | 6 – 7 mm |



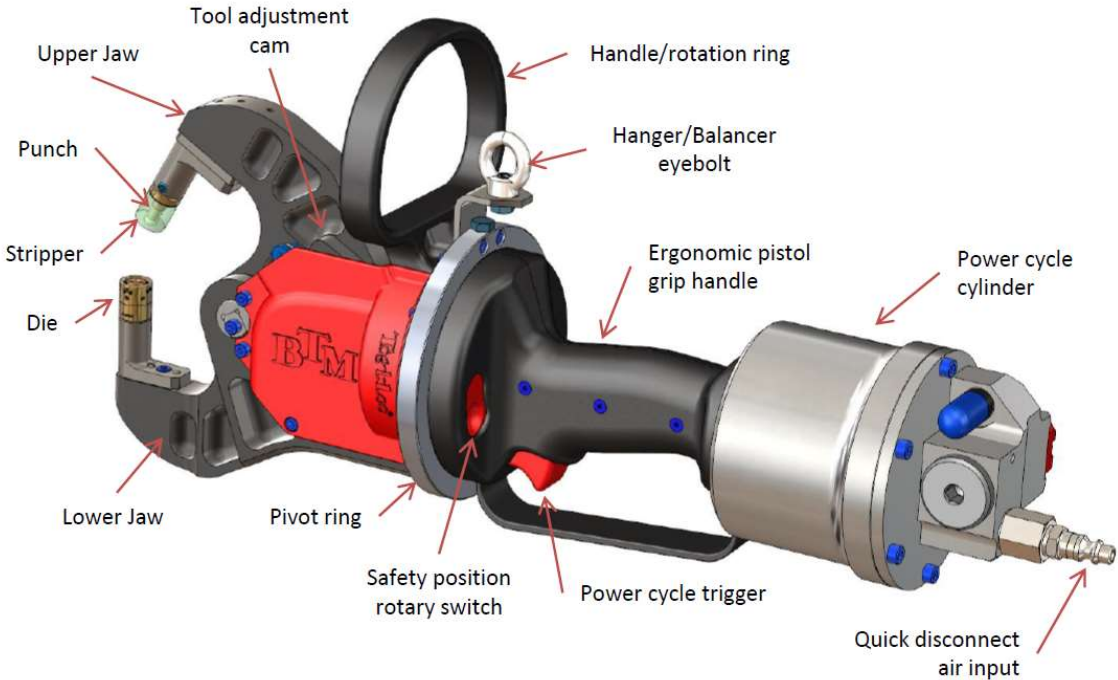
HHP-T1

Clinching Unit HHP
Fast-Clever-Ergonomic

BTM
EUROPE

HHP Overview

The HHP Unit has got a fully pneumatic drive that is operated with a maximum of 6 bar compressed air. The unit is a scissor construction. It has got several tool holders for punches and dies, which can also be used reversible. This feature make the HHP Hand Held Clinch Unit a versatile working equipment. The tool adjustment to different materials and sheet metal thicknesses occurs with a few handle steps via a tool adjusting cam.



Clinching Unit HHP
Fast-Clever-Ergonomic



BTM HHP Modification of the Variants H1 and H2



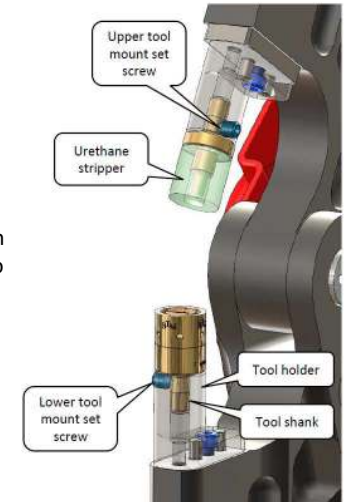
Clinching Unit HHP
Fast-Clever-Ergonomic



HHP-H1 Unit for Tog-L-Loc (only)

The tool can be exchanged easily by loosening the mount set screw and then removing the active elements (punch / die). The punch and die can be used reversibly.

An HHP-H1 can be converted into an HHP-H2 in a few simple steps. The tool holders are easy to exchange. To do this, only one fastening screw needs to be loosened and then the tool holder removed.



HHP-H2 Unit for Tog-L-Loc and Lance-N-Loc tools

For die change it is only required to loosen the lower tool mount set screw.

To replace the punch, the stripper system has to be dismantled (loosen the blue screws) and then the punch must be removed from the punch holder.

The tool holders can also be used reversible.

The tool holders are suitable for the Use of round and rectangular button tools.

